




















# Early Years Pupil 'I Can...' Statements for Mouse and Trackpad Skills


	= Sometimes
	= Mostly
	= Always


























Mouse and Trackpad Skills	Unit Theme	'I can'	Aut	Spr	Sum	Teacher Comments
	 Mouse and Trackpad Skills	I can hold a computer mouse with my finger on the correct buttons.				
		I can use a mouse to make the cursor move around the computer screen where I want it to go.				
		I can click the correct mouse button to play games on the computer.				
		I can use a mouse accurately to click and drag objects on the screen.				
		I can use the mouse roller to scroll up and down a page.				
		I can use a laptop touchpad				

Need more support? Contact us:

Tel: +44(0)208 203 1781 | Email: [support@2simple.com](mailto:support@2simple.com) | Twitter: [@2simplesoftware](https://twitter.com/2simplesoftware)

# Early Years Pupil 'I Can...' Statements for Keyboard Skills

	= Sometimes
	= Mostly
	= Always


























Keyboard Skills	Unit Theme	'I can'	Aut	Spr	Sum	Teacher Comments
	 Keyboard Skills	I can find all the letters of the alphabet on a keyboard.				
		I can put spaces between words in my typed work.				
		I know how to correct typed work without re-doing the work entirely using the delete keys.				
		I can type capital letters and lower case and know how to change between these				
		I can type numbers using a keyboard.				
		I know how to move to the next line down when typing.				
		I can use the arrow keys to move around the screen				
		I can use the different inputs of a computer keyboard.				

Need more support? Contact us:

Tel: +44(0)208 203 1781 | Email: [support@2simple.com](mailto:support@2simple.com) | Twitter: @2simplesoftware

# Early Years Pupil 'I Can...' Statements for Drawing Skills

	= Sometimes
	= Mostly
	= Always











Drawing Skills	Unit Theme	'I can'	Aut	Spr	Sum	Teacher Comments
	 <p>Drawing Skills</p>	I can select colours when painting on the computer.				
		I can draw pictures on the computer to go with my work.				
		I can use a computer to draw with different widths of pens.				
		I can try the different tools that I can draw with on the computer.				
		I can use the undo button correctly.				
		I can use the erase button.				
		I can use a touchscreen device purposefully.				
		I can draw on a computer using a mouse.				

Need more support? Contact us:

Tel: +44(0)208 203 1781 | Email: [support@2simple.com](mailto:support@2simple.com) | Twitter: @2simplesoftware

# Early Years Pupil 'I Can...' Statements for Technology Around Us

	= Sometimes
	= Mostly
	= Always

Technology Around Us	Unit Theme	'I can'	Aut	Spr	Sum	Teacher Comments
	 Technology Around Us	I can talk about what technology is used at home.				
		I can talk about what technology is used outdoors.				
		I can talk about what technology is used in the world around me.				


























**Need more support? Contact us:**

Tel: +44(0)208 203 1781 | Email: [support@2simple.com](mailto:support@2simple.com) | Twitter: @2simplesoftware



# Early Years Pupil 'I Can...' Statements for Using Purple Mash with an Individual Login

	= Sometimes
	= Mostly
	= Always

Using Purple Mash with an Individual Login	Unit Theme	'I can'	Aut	Spr	Sum	Teacher Comments
	 Using Purple Mash with an Individual Login	I can get to the Purple Mash page on my device at school and at home.				
		I can login to Purple Mash \ Mini Mash in school using the shortcut icon.				
		I can login to Purple Mash and Mini Mash using my username and password.				
		I can login to Purple Mash a Mini Mash using my username and password.				
		I can login to Purple Mash a Mini Mash using my username and password.				
		I can save work in my own tray\ folder when I am using Mini\Purple Mash.				
		I can open work that I have done earlier.				
		I can find and complete 2Dos that my teacher has set for me				

**Need more support? Contact us:**

Tel: +44(0)208 203 1781 | Email: [support@2simple.com](mailto:support@2simple.com) | Twitter: @2simplesoftware