

Year 4: Autumn 2 Curriculum Overview

What are we learning this half term?

English - Cairngorms. (If your child does English with Mrs Agius, then take a look at the year 5 English section to see what they are doing)

We are about half way through reading Mr Stink by David Walliams and the children are loving it.



Spellings for this term are:

Week 1	<u>il- prefixes</u> illegal illegible illicit illuminate illustrate illusion <u>Unruly Words:</u> often opposite	Week 4	<u>-que suffix</u> tongue prologue epilogue intrigue analogue meringue dialogue Plague <u>Unruly Words:</u> popular position	Week 7	<u>Revise all rules</u> <u>il-</u> , <u>ir-</u> , <u>ch (soft ch)</u> , <u>-que</u> , <u>-que</u>
Week 2	<u>ir- prefixes</u> Irregular irrelevant irresponsible irresistible irreplaceable <u>Unruly Words:</u> ordinary particular	Week 5	<u>-que suffixes</u> unique physique antique oblique brusque, boutique, plaque <u>Unruly Words:</u> possess possession		
Week 3	<u>French origin ch (soft sh) sound</u> chef chalet machine brochure charade chateau chemise chevron <u>Unruly Words:</u> peculiar perhaps	Week 6	<u>Revise all rules</u> <u>il-</u> , <u>ir-</u> , <u>ch (soft ch)</u> , <u>-que</u> , <u>-que</u> <u>Unruly Words:</u> possible potatoes		

Maths

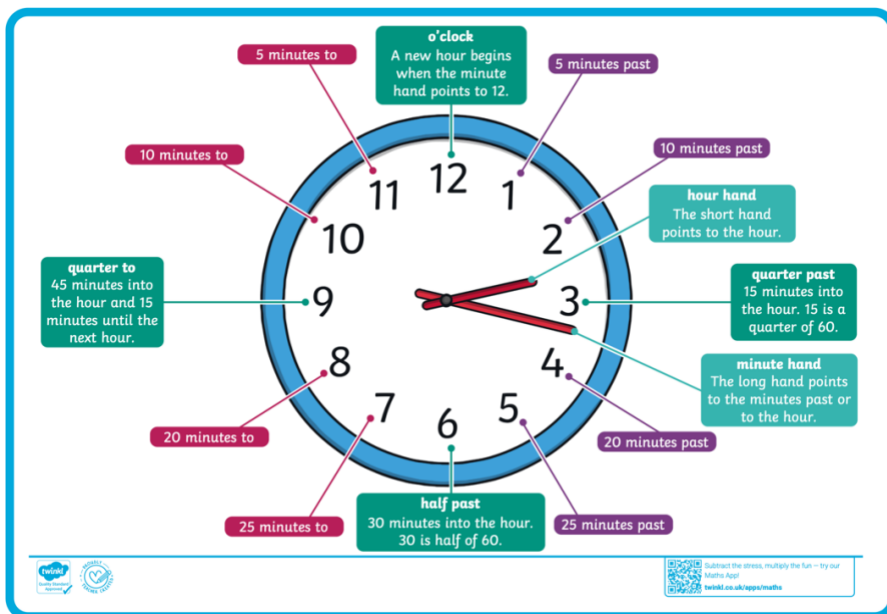
This term we will be focusing on multiplication, division, time and 3D shapes. We will end the term with some assessments. It would be extremely helpful to support your child through these topics at home too. As you know, we don't do homework other than reading (and times tables in year 4), but this can be done in an informal way.

Multiplication – This should already be being done to help prepare your child for their multiplication test in June. It may seem along time off, but in order for them to be able to answer every multiplication sum up

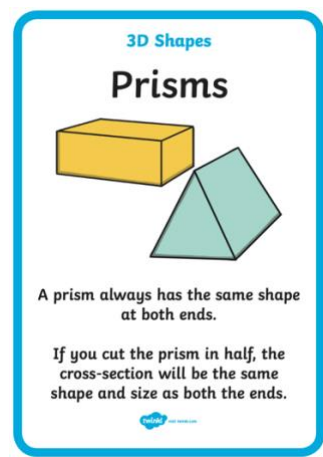
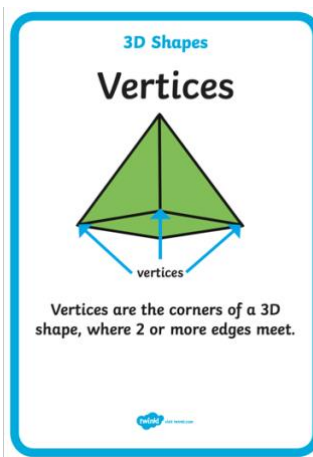
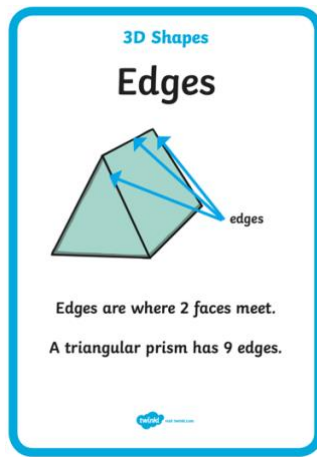
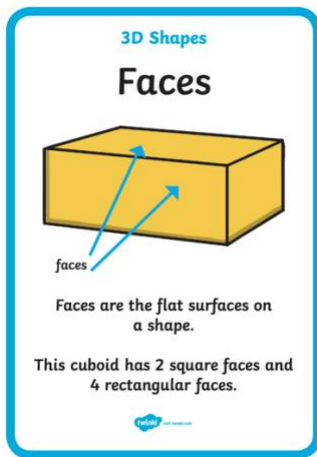
to 12×12 in less than 6 seconds (per sum), they need to know the facts inside out, without hesitation. If you feel your child is already confident with their multiplications, fabulous! Their next step is to be confident with multiplication sums with missing numbers i.e $8 \times \underline{\quad} = 64$

Division – This is a really good next step if your child knows their times tables already, these are just the inverse of those facts.

Time – One of the simplest ways to help your child with this topic is ensuring you have an analogue clock in your house. They can be picked up for a couple of pounds but are so important to expose children to. Lots of children are proficient at reading the digital clock, but many find it hard to transfer those skills to reading analogue time.



3D Shapes – This is a really lovely one to do out and about during your normal routine. Point out different 3D shapes in the environment, talk about how many edges (straight and curved), vertices, faces etc it has. Is it a prism?



Science

Electricity – We will start by exploring electrical appliances and electrical safety, learn about electrical components and series circuits, investigate circuits, explore conductors and insulators and learn about electrical switches and how to make them.



History

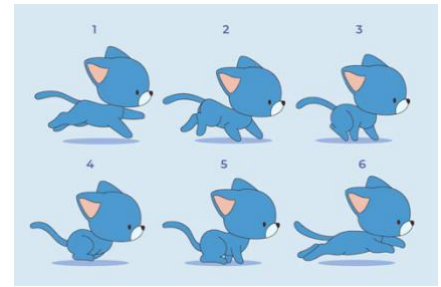
Armistice Day – Year 4 will take a close look at what Armistice Day is, why we celebrate this day and why it is so important.



Lest we forget

Computing

Animation – The children will learn about what animation is, a little bit of history around it, and then have a go at making their own stop motion animations on Purple Mash. This is a fun filled topic that's always loved by the children!



PE

Dance – For our Christmas show performance and within PE lessons, the children will be learning different dance skills to put together into a routine.



RE

Christianity – How and why might Christians use the Bible?



PSHE

Valuing Differences – Accepting others for who they are, showing tolerance for others and knowing the difference between friends and acquaintances.



Art

Rainforest vibes – Painting



Endeavours

We will be working towards our performing arts endeavours badge this term.

